




www.JetCat.de

Ing. Büro CAT, M.Zipperer GmbH, Etzenbach 16, 79219 Staufen

Tube Connection Diagram SPT10-RX



Caution!

all tubes following behind the fuel pump must be conducted in Teflon tube!



Connect the tube from the fuel pump to the lower connector in front of the gearbox. Consider in case the engine is mounted upside down the connectors even are changed.

The outgoing connector must be connected to the „FUEL“ connector of the main engine



Make sure the connector „Lube to Gearbox“ is connected to the gearbox as shown on the picture